

09TH November, 2021

To,

The Manager (Listing), The BSE Ltd. Mumbai
Company's Scrip Code: 531612

Sub: Unaudited Financial Results for the quarter and half year ended on September 30, 2021

Ref: Regulation 33 of SEBI (Listing Obligations and Disclosure Requirements) Regulations, 2015

Dear sir/madam,

In terms of the subject referred regulations, the Standalone and Consolidated Unaudited Financial Results for the quarter and half year ended on September 30, 2021, duly taken on records and approved by the Board of Directors of the Company at its meeting held on 09th November, 2021 are enclosed.

A copy of the following is also enclosed with respect to the aforesaid financial results:

- a. Limited review report of the statutory auditors of the company; and
- b. Press note giving highlights on the performance of the Company.

You are requested to take the same on your records.

Thanking you.

**Yours Faithfully,
For KGN INDUSTRIES LIMITED**



**Babulal J Hirani
Director
DIN: 02362983**

Encl: a/a

<p align="center">KGN INDUSTRIES Limited CIN: L45201MH1994PLC204203 Registered Office : : B-15, Hirnen shopping center co.op.hsg.soc.ltd., Near city center, S.V.Road, Goregaon(W), Mumbai-400062. Email : info@kgnenterprises.com Website : www.kgnenterprises.com STANDALONE UNAUDITED FINANCIAL RESULTS FOR THE QUARTER AND HALF YEAR ENDED 30TH SEPTEMBER, 2021</p>						
RS in Lacs						
Particulars	Quarter ended on 30.09.2021	Quarter ended on 30.09.2020	Quarter ended on 30.06.2021	Year to date figures as on 30.09.2021	Year to date figures as on 30.09.2020	Year Ended 31.03.2021
	Unaudited	Unaudited	Unaudited	Unaudited	Unaudited	Audited
I Revenue from operations	0.00	0.00	0.00	0.00	0.00	0.00
II Other income	7.90	8.10	4.10	12.00	12.45	32.50
III Total Revenue (I+II)	7.90	8.10	4.10	12.00	12.45	32.50
IV Expenses :						
Cost of Materials consumed	0.00	0.00	0.00	0.00	0.00	0.00
Purchases of Stock-in-Trade	0.00	0.00	0.00	0.00	0.00	0.00
Changes in inventories of finished goods work-in-progress and Stock -in-Trade	0.00	0.00	0.00	0.00	0.00	0.00
Employee benefits expense	3.65	3.75	1.90	5.55	5.91	13.86
Finance Costs	0.00	0.11	0.00	0.00	0.20	0.32
Depreciation and amortization expense	0.00	0.00	0.00	0.00	0.00	0.00
Other expenses	3.27	3.33	1.65	4.92	4.85	14.15
Total expenses	6.92	7.19	3.55	10.47	10.96	28.33
V Profit before exceptional items and tax (III-IV)	0.98	0.91	0.55	1.53	1.49	4.17
VI Exceptional items	0.00	0.00	0.00	0.00	0.00	0.00
VII Profit/(loss) before tax (V-VI)	0.98	0.91	0.55	1.53	1.49	4.17
VIII Tax expense :						
(1) Current tax	0.23	0.23	0.14	0.37	0.37	1.04
(2) Excess Provision for tax in earlier year written off	0.00	0.00	0.00	0.00	0.00	0.00
(3) Deferred tax	0.00	0.00	0.00	0.00	0.00	0.00
IX Profit/(loss) for the period from continuing operation (VII-VIII)	0.75	0.68	0.41	1.16	1.12	3.13
X Profit/(Loss) from discontinued operations.	0.00	0.00	0.00	0.00	0.00	0.00
XI Tax expense of discontinued operations	0.00	0.00	0.00	0.00	0.00	0.00
XII Profit/(loss) from discontinued operation (X-XI)	0.00	0.00	0.00	0.00	0.00	0.00
XIII Profit/(loss) for the period (IX+XII)	0.75	0.68	0.41	1.16	1.12	3.13
XIV Other Comprehensive Income						
A(i) Item that will not be reclassified to profit or loss	0.00	0.00	0.00	0.00	0.00	0.00
(ii) Income tax relating to item that will not be reclassified to profit or loss	0.00	0.00	0.00	0.00	0.00	0.00
B(i) Item that will be reclassified to profit or loss	0.00	0.00	0.00	0.00	0.00	0.00
(ii) Income tax relating to item that will be reclassified to profit or loss	0.00	0.00	0.00	0.00	0.00	0.00
XV Total Comprehensive Income for the period (XIII+XIV) (Comprising profit (loss) and other Comprehensive Income for the period)	0.75	0.68	0.41	1.16	1.12	3.13
XVI Earnings per equity share:(for continued Operation):						
(1) Basic	0.0003	0.0003	0.0002	0.0005	0.0005	0.0014
(2) Diluted	0.0003	0.0003	0.0002	0.0005	0.0005	0.0014
XVII Earnings per equity share:(for discontinued Operation):						
(1) Basic	0.0000	0.0000	0.0000	0.0000	0.0000	0.0000
(2) Diluted	0.0000	0.0000	0.0000	0.0000	0.0000	0.0000
XVIII Earnings per equity share:(for discontinued & continuing operations)						
(1) Basic	0.0003	0.0003	0.0002	0.0005	0.0005	0.0014
(2) Diluted	0.0003	0.0003	0.0002	0.0005	0.0005	0.0014


Notes :

(1) The unaudited financial results for the quarter and half year ended 30TH SEPTEMBER, 2021 have been prepared by the Company in accordance with Regulation 33 of SEBI (Listing Obligations and Disclosure Requirements) Regulation 2015 (as amended) and were reviewed by the Audit Committee and approved by the Board of Directors at their meeting held on 09.11.2021. The Statutory Auditors of the Company has carried out a Limited Review of the above financial results and issued a qualified opinion thereon.

(2) Previous year/quarter figures have been regrouped/rearranged wherever necessary.


For and on behalf of the Board of Directors

Date : 09.11.2021
Place: AHMEDABAD




(BABULAL J HIRANI)
Director
DIN : 02362983

KGN INDUSTRIES LIMITED		
Statement of Assets and Liabilities - STANDALONE (Amount in rupees)		
Particulars	As at Year ended (30/09/2021)	As at Year ended (30/09/2020)
ASSETS		
Non-current assets		
Property, plant and equipment	563,841	563,841
Capital work-in-progress	45,783,631	45,783,631
Financial assets		
- Non-Current investments	30,259,940	30,259,940
- Long-term loans and advances	411,810,280	411,810,280
Sub Total Non-current assets	488,417,692	488,417,692
Current assets		
Inventories	3,229,597	3,229,597
Financial assets		
- Trade and other receivables	26,369,349	26,369,349
- Cash and cash equivalents	9,992,694	9,311,360
- Short term loans and advances	2,864,158	2,864,158
Other current assets	120,416,101	120,416,101
Sub total Current assets	162,871,899	162,190,565
Non-current assets classified as held for sale	0	0
TOTAL	651,289,591	650,608,257
EQUITY AND LIABILITIES		
Equity		
Equity Share capital	222,500,000	222,500,000
Other equity		
- Reserves		
- Other reserves	398,284,192	397,967,069
Share application money pending allotment	0	0
Sub Total Shareholders' Funds	620,784,192	620,467,069
Non-current liabilities		
Financial liabilities		
- Long term borrowings	3,500,000	3,500,000
Long term provisions	2,290,869	2,290,869
Deferred tax liabilities (Net)	882,516	882,516
Sub Total Non-current liabilities	6,673,385	6,673,385
Current liabilities		
Financial liabilities		
- Short term borrowings	18,681,027	18,681,027
- Trade and other payables	1,909,433	1,632,263
Other current liabilities	2,404,615	2,404,615
Short-term provisions	836,939	749,898
SubTotal Current liabilities	23,832,014	23,467,803
Liabilities associated with group(s) of assets held for disposal	0	0
TOTAL	651,289,591	650,608,257



Kamlesh Bhojani & Associates

Chartered Accountants



Kamlesh Bhojani
B.Com., FCA

Limited review Report on Unaudited Quarterly and year-to-date Standalone Financial Results of KGN INDUSTRIES Limited pursuant to the Regulation 33 of the SEBI (Listing Obligations and Disclosure Requirements) Regulations, 2015


To Board of Directors of KGN INDUSTRIES LIMITED

We have reviewed the accompanying statement of unaudited standalone financial results of KGN INDUSTRIES Limited for the quarter ended 30 September, 2021 and year-to-date results for the period 1 April 2021 to 30 September 2021 ("the Statement"), being submitted by the Company pursuant to the requirements of Regulation 33 of the SEBI (Listing Obligations and Disclosure Requirements) Regulations, 2015, as amended ("Listing Regulations"). This Statement, which is the responsibility of the Company's Management and approved by the Board of Directors, has been prepared in accordance with the recognition and measurement principles laid down in Indian Accounting Standard 34 "Interim Financial Reporting" ("Ind AS 34"), prescribed under Section 133 of the Companies Act, 2013, and other accounting principles generally accepted in India and in compliance with Regulation 33 of the Listing Regulations. Our responsibility is to issue a report on the Statement based on our review.

We conducted our review of the Statement in accordance with the Standard on Review Engagements (SRE) 2410 "Review of Interim Financial Information Performed by the Independent Auditor of the Entity" issued by the Institute of Chartered Accountants of India. This standard requires that we plan and perform the review to obtain moderate assurance as to whether the Statement is free of material misstatement. A review is limited primarily to inquiries of company personnel and analytical procedures applied to financial data and thus provides less assurance than an audit. We have not performed an audit and accordingly, we do not express an audit opinion.

Based on our review conducted as above, nothing has come to our attention that causes us to believe that the accompanying Statement, prepared in accordance with applicable accounting standards and other recognised accounting practices and policies has not disclosed the information required to be disclosed in terms of Regulation 33 of the Listing Regulations, including the manner in which it is to be disclosed, or that it contains any material misstatement.

For Kamlesh Bhojani & Associates
Chartered Accountants



Kamlesh Bhojani

Kamlesh Bhojani
Proprietor

Membership no. 119808
FRN 127505W

Date: 09.11.2021
Place: Ahmedabad

KGN INDUSTRIES Limited

CIN: L45201MH1994PLC204203

Registered Office : : B-15, Hirnen shopping center co.op.hsg.soc.ltd., Near city center, S.V.Road, Goregaon(W), Mumbai-400062.

Email : info@kgnenterprises.com Website : www.kgnenterprises.com

CONSOLIDATED UNAUDITED FINANCIAL RESULTS FOR THE QUARTER ENDED 30TH SEPTEMBER, 2021

RS in Lacs

Particulars		Quarter ended on 30.09.2021	Quarter ended on 30.09.2020	Quarter ended on 30.06.2021	Year to date figures as on 30.09.2021	Year to date figures as on 30.09.2020	Year Ended 31.03.2021
		Unaudited	Unaudited	Unaudited	Unaudited	Unaudited	Audited
I	Revenue from operations	0.00	0.00	0.00	0.00	0.00	0.00
II	Other income	7.90	8.10	4.10	12.00	12.45	32.76
III	Total Revenue (I+II)	7.90	8.10	4.10	12.00	12.45	32.76
IV	Expenses :						
	Cost of Materials consumed	0.00	0.00	0.00	0.00	0.00	0.00
	Purchases of Stock-in-Trade	0.00	0.00	0.00	0.00	0.00	0.00
	Changes in inventories of finished goods work-in-progress and Stock -in-Trade	0.00	0.00	0.00	0.00	0.00	0.00
	Employee benefits expense	3.65	3.75	1.90	5.55	5.91	13.86
	Finance Costs	0.00	0.11	0.00	0.00	0.20	0.33
	Depreciation and amortization expense	0.00	0.00	0.00	0.00	0.00	0.00
	Other expenses	3.27	3.33	1.65	4.92	4.85	14.37
	Total expenses	6.92	7.19	3.55	10.47	10.96	28.56
V	Profit before exceptional items and tax (III-IV)	0.98	0.91	0.55	1.53	1.49	4.20
VI	Exceptional items	0.00	0.00	0.00	0.00	0.00	0.00
VII	Profit/(loss) before tax (V-VI)	0.98	0.91	0.55	1.53	1.49	4.20
VIII	Tax expense :						
	(1) Current tax	0.23	0.23	0.14	0.37	0.37	1.05
	(2) Excess Provision for tax in earlier year written off	0.00	0.00	0.00	0.00	0.00	0.00
	(3) Deferred tax	0.00	0.00	0.00	0.00	0.00	0.00
IX	Profit/(loss) for the period from continuing operation (VII-VIII)	0.75	0.68	0.41	1.16	1.12	3.15
X	Profit/(Loss) from discontinued operations.	0.00	0.00	0.00	0.00	0.00	0.00
XI	Tax expense of discontinued operations	0.00	0.00	0.00	0.00	0.00	0.00
XII	Profit/(loss) from discontinued operation (X-XI)	0.00	0.00	0.00	0.00	0.00	0.00
XIII	Profit/(loss) for the period (IX+XII)	0.75	0.68	0.41	1.16	1.12	3.15
XIV	Other Comprehensive Income						
	A(i) Item that will not be reclassified to profit or loss	0.00	0.00	0.00	0.00	0.00	0.00
	(ii) Income tax relating to item that will not be reclassified to profit or loss	0.00	0.00	0.00	0.00	0.00	0.00
	B(i) Item that will be reclassified to profit or loss	0.00	0.00	0.00	0.00	0.00	0.00
	(ii) Income tax relating to item that will be reclassified to profit or loss	0.00	0.00	0.00	0.00	0.00	0.00
XV	Total Comprehensive Income for the period (XIII+XIV) (Comprising profit (loss) and other Comprehensive Income for the period)	0.75	0.68	0.41	1.16	1.12	3.15
XVI	Earnings per equity share:(for continued Operation):						
	(1) Basic	0.0003	0.0003	0.0002	0.0005	0.0005	0.0014
	(2) Diluted	0.0003	0.0003	0.0002	0.0005	0.0005	0.0014
XVII	Earnings per equity share:(for discontinued Operation):						
	(1) Basic	0.0000	0.0000	0.0000	0.0000	0.0000	0.0000
	(2) Diluted	0.0000	0.0000	0.0000	0.0000	0.0000	0.0000
XVIII	Earnings per equity share:(for discontinued & continuing operations)						
	(1) Basic	0.0003	0.0003	0.0002	0.0005	0.0005	0.0014
	(2) Diluted	0.0003	0.0003	0.0002	0.0005	0.0005	0.0014


Notes :

(1) The above unaudited financial results for the quarter and half year ended 30TH SEPTEMBER, 2021 have been prepared by the Company in accordance with Regulation 33 of SEBI (Listing Obligations and Disclosure Requirements) Regulation 2015 (as amended) and were reviewed by the Audit Committee and approved by the Board of Directors at their meeting held on 09.11.2021. The Statutory Auditors of the Company has carried out a Limited Review of the above financial results and issued a qualified opinion thereon.

(2) Previous year/quarter figures have been regrouped/rearranged wherever necessary.


For and on behalf of the Board of Directors

Date : 09.11.2021
Place: AHMEDABAD




(BABULAL J HIRANI)
Director
DIN : 02362363

KGN INDUSTRIES LIMITED		
Statement of Assets and Liabilities - CONSOLIDATED (Amount in rupees)		
Particulars	As at Year ended (30/09/2021)	As at Year ended (30/09/2020)
ASSETS		
Non-current assets		
Property, plant and equipment	563,841	563,841
Capital work-in-progress	45,783,631	45,783,631
Financial assets		
- Non-Current investments	29,260,000	29,260,000
- Long-term loans and advances	417,810,280	417,810,280
Sub Total Non-current assets	493,417,752	493,417,752
Current assets		
Inventories	3,229,597	3,229,597
Financial assets		
- Trade and other receivables	26,369,349	26,369,349
- Cash and cash equivalents	10,099,737	9,375,459
- Short term loans and advances	1,253,023	1,253,023
Other current assets	120,416,101	120,416,101
Sub total Current assets	161,367,807	160,643,529
Non-current assets classified as held for sale	0	0
TOTAL	654,785,559	654,061,281
EQUITY AND LIABILITIES		
Equity		
Equity Share capital	222,500,000	222,500,000
Other equity		
- Reserves		
- Other reserves	399,127,327	398,808,139
Share application money pending allotment	0	0
Sub Total Shareholders' Funds	621,627,327	621,308,139
Non-current liabilities		
Financial liabilities		
- Long term borrowings	3,500,000	3,500,000
Long term provisions	2,292,115	2,292,115
Deferred tax liabilities (Net)	882,516	882,516
Sub Total Non-current liabilities	6,674,631	6,674,631
Current liabilities		
Financial liabilities		
- Short term borrowings	18,722,423	18,722,423
- Trade and other payables	4,512,938	4,195,578
Other current liabilities	2,404,615	2,404,615
Short-term provisions	843,625	755,895
SubTotal Current liabilities	26,483,601	26,078,511
Liabilities associated with group(s) of assets held for disposal	0	0
TOTAL	654,785,559	654,061,281



Kamlesh Bhojani & Associates

Chartered Accountants



Kamlesh Bhojani
B.Com., FCA

Limited review Report on Unaudited Quarterly and year-to-date Consolidated Financial Results of KGN INDUSTRIES Limited pursuant to the Regulation 33 of the SEBI (Listing Obligations and Disclosure Requirements) Regulations, 2015.

To Board of Directors of KGN INDUSTRIES LIMITED

We have reviewed the accompanying Statement of unaudited consolidated financial results of KGN INDUSTRIES Limited ("the Parent") and its subsidiaries (the Parent and its subsidiaries together referred to as "the Group"), and its share of the net profit after tax and total comprehensive income of its associates for the quarter ended 30 September 2021 and year-to-date results for the period from 01 April 2021 to 30 September 2021 ("the Statement"), being submitted by the Parent pursuant to the requirements of Regulation 33 of the SEBI (Listing Obligations and Disclosure Requirements) Regulations, 2015, as amended ("Listing Regulations"). This Statement, which is the responsibility of the Parent's management and approved by the Parent's Board of Directors, has been prepared in accordance with the recognition and measurement principles laid down in Indian Accounting Standard 34 "Interim Financial Reporting" ("Ind AS 34"), prescribed under Section 133 of the Companies Act, 2013, and other accounting principles generally accepted in India and in compliance with Regulation 33 of the Listing Regulations. Our responsibility is to express a conclusion on the Statement based on our review.


We conducted our review of the Statement in accordance with the Standard on Review Engagements (SRE) 2410 "Review of Interim Financial Information Performed by the Independent Auditor of the Entity" issued by the Institute of Chartered Accountants of India. A review of interim financial information consists of making inquiries, primarily of persons responsible for financial and accounting matters, and applying analytical and other review procedures. A review is substantially less in scope than an audit conducted in accordance with Standards on Auditing and consequently does not enable us to obtain assurance that we would become aware of all significant matters that might be identified in an audit. Accordingly, we do not express an audit opinion.

We also performed procedures in accordance with the circular issued by the SEBI under Regulation 33 (8) of the Listing Regulations, to the extent applicable.

For Kamlesh Bhojani & Associates
Chartered Accountants

Kamlesh Bhojani
Proprietor

Membership no. 119808
FRN 127505W



Date: 09.11.2021
Place: Ahmedabad